






What are the most common causes of eye ulcers in pets?

- Scratches or trauma (e.g. playing, rubbing, fighting, walks, running through bushes)
- Foreign bodies like grass seeds or dust
- Dry eye (reduced tear production)
- Infections—especially feline herpesvirus
- Eyelid or eyelash problems.

When to see a vet...

-  Squinting or one eye closed
-  Excessive tearing or discharge
-  Cloudy, blue or hazy looking eye
-  Pawing at the face
-  Redness in or around the eye

What if it's an ulcer?

Your vet may perform some tests to confirm that your pet has an ulcer. Management options may vary depending on the severity and identified cause, but may include:

- Antibiotic eye drops
- Pain relief
- Anti-viral medication (cats)
- Eye drops to aid healing and provide lubrication, such as Remend® BioHance™ Corneal Gel
- Collar to stop rubbing
- Severe ulcers may need further treatment or surgery, and might need to be referred to a specialist.

Suspect an ulcer? Don't delay - call your vet today!



Scan the
QR code
to find
out more



Dômes Pharma is the trading name of TVM UK
Animal Health Ltd, Kirtlington Business Centre,
Slade Farm, Kirtlington, Oxfordshire, UK. OX5 3JA.

DP | DÔMES
PHARMA

Corneal ulcers: what you need to know.



Spot the
signs

Don't delay!
Ulcers can
worsen by
the day!

Contact
your vet

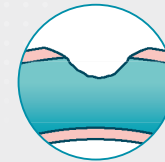
DP | DÔMES
PHARMA

A **corneal ulcer** is a scratch or wound on the clear surface of your pet's eye.

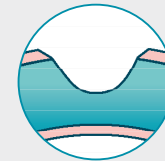
It's very painful for your pet and can get worse **very** quickly, so if you suspect a problem then **see your vet immediately**.

Are there different **types** of ulcer?

Corneal ulcers can vary in severity depending on how deep they affect the surface of the eye. Superficial ulcers involve only the outer layers and may heal quickly with prompt treatment, while deeper ulcers extend further into the cornea and are more serious. If left untreated, **any** ulcer can worsen rapidly, causing pain, infection, and even loss of the eye - so early veterinary care is essential.



Superficial ulcer




Deep ulcer


Because of their skull & face shape, these breeds are prone to eye problems

Are there any breeds that are **more likely** to suffer from ulcers?

'Flat faced' breeds (known as brachycephalic breeds), like those shown below, are 11.7 x more likely to suffer from corneal ulcers¹.




Pug




French Bulldog




Shih Tzu




Cavalier King Charles Spaniel




Boxer



Exotic Shorthair



Persian



British Shorthair

1. O'Neill, Dan G., et al. "Corneal ulcerative disease in dogs under primary veterinary care in England: epidemiology and clinical management." Canine genetics and epidemiology 4 (2017): 1-12.