


# HOW IS 'DRY EYE' TREATED?

## YOUR VET WILL RECOMMEND EYE DROPS

- **Immunosuppressive eye drops** - these prevent the immune system attacking the tear gland and aims to slow down the condition.  
Treatment with this medicine is lifelong - if it is stopped the immune system will begin to destroy the lacrimal tissue again.
- **Tear replacement eye drops** - these aim to keep the eye lubricated and prevent it from drying out. Tear replacement drops are used frequently initially and, if the disease is caught early, they may be tapered down.  
However, tear replacement drops should be used daily to help protect the eye and keep your dog comfortable.
- **Antibiotic eye drops** - may be used if bacterial infection is present.
- **Eye cleaners** - daily removal of the build-up of crust and discharge is beneficial to reduce the risk of infection.



## REMEMBER MANAGEMENT IS LIFELONG!

DO NOT STOP APPLYING  
DROPS UNLESS YOUR  
VET INSTRUCTS YOU  
TO DO SO!



If your pet needs tear replacement eye drops, Remend® BioHance™ Dry Eye Lubricant Drops offers:

- Long-lasting moisture and lubrication for dry eyes
- Remend lasts up to 5 x longer than alternative eye products<sup>2,3</sup>

Ask your vet about Remend® today!

Dômes Pharma is the trading name of TVM UK Animal Health Ltd, Kirtlington Business Centre, Slade Farm, Kirtlington, Oxfordshire, UK OX5 3JA. 0800 038 5868. help@domespharma.com. www.domespharma.co.uk.

1. 1000 pet owners surveyed. Conducted by 3 GEM on behalf of Dômes Pharma. 2024.  
2. Montiani-Ferreira F, Atzet SK, Fankhauser AD, Behan EK, Haeussler DJ (2022). Fluorometric evaluation of cross-linked vs linear hyaluronic acid eye lubricants. SentrX Animal Care; Veterinary Medicine Department, Federal University of Paraná; Animal Eye Institute. ACVO 2022. 3. Bedos L, Allbaugh RA, Roy MM, Kubai MA, Sebbag L. Precorneal retention time of ocular lubricants in dogs. Iowa State University College of Veterinary Medicine; Koret School of Veterinary Medicine, The Hebrew University of Jerusalem.

CFR-038-DL



## DEALING WITH DRY EYE IN DOGS

# DRY EYE IS COMMON IN DOGS, WITH NEARLY A QUARTER OF OWNERS REPORTING THEIR DOG HAS BEEN AFFECTED<sup>1</sup>

COMMONLY AFFECTED BREEDS INCLUDE:

- Pug
- Lhasa Apso
- English Bulldog
- West Highland White Terrier
- Cavalier King Charles Spaniel
  - English Cocker Spaniel
  - English Springer Spaniel
  - Miniature Schnauzer
- Toy Poodle
- Pekingese
- Shih Tzu



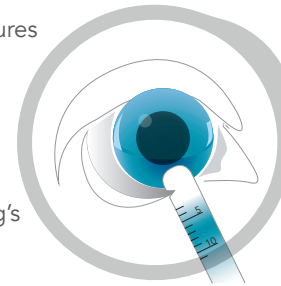
## WHAT IS DRY EYE AND WHAT CAUSES IT?

Dry Eye, also known as Keratoconjunctivitis sicca (or KCS), is a painful, life-long eye condition caused by a reduction in tear production.

- ① Destruction of lacrimal (tear gland) tissue by the immune system\*
- ② This leads to reduced or absent tears
- ③ Resulting in inflammation and build up of sticky discharge in and around the eye, recurrent infections and corneal damage may occur (ulceration, pigmentation)
- ④ If left untreated, Dry Eye can lead to conjunctivitis, ulcers, scarring and in severe cases even a loss of the eye.


## HOW IS 'DRY EYE' DIAGNOSED?

- Both eyes are commonly affected
- If your vet suspects Dry Eye then they will perform a test called a **Schirmer Tear Test** - this measures the amount of tears the eye is producing. A low result indicates Dry Eye and requires treatment.
- This test involves putting little strips of paper behind your dog's lower eyelid and is tolerated well by most patients.



Schirmer Tear Test


## WHAT ARE THE SIGNS OF DRY EYE?




Recurrent inflammation (red and sore eyes)



Sticky discharge and infection (conjunctivitis)



Dark pigment on the cornea.  
This can affect vision and is often permanent.



Corneal ulcers – which are very painful and can even lead to loss of the eye and blindness.

## DRY EYE CAN CAUSE BLINDNESS IF UNTREATED

\*there are other causes of KCS but this is by far the most common.